GENERAL NOTES

1. THE STRUCTURE IS DESIGNED IN ACCORDANCE WITH THE APPLICABLE REQUIREMENTS OF THE 2009 INTERNATIONAL BUILDING CODE. ALL WORK SHALL BE DONE IN ACCORDANCE WITH THE BUILDING CODE AND ALL LOCAL GOVERNING AUTHORITIES.

2. ALL CONTRACTORS ARE RESPONSIBLE FOR ADHERING TO THE REQUIREMENTS AS SPECIFIED IN THESE NOTES. ALL PARTIES MUST CAREFULLY STUDY ALL NOTES FOR ITEMS WHICH MAY PERTIAN TO THEIR TRADES. FAILURE TO READ THESE NOTES DOES NOT PERMIT THE CONTRACTOR(S) TO DEVIATE FROM THEIR REQUIREMENTS. ANY QUESTIONS WILL BE ANSWERED BY THE SER. SUBMIT QUESTIONS IN RFI FORMAT.

3. ACCEPTANCE OF DEVIATIONS FROM ANY OF THE REQUIREMENTS OF THESE NOTES SHALL BE AT THE SOLE DISCRETION OF THE ENGINEER. ACCEPTANCE OF A DEVIATION FROM ANY REQUIREMENT SHALL NOT BE CONSTRUED AS PERMITTING ANY OTHER DEVIATION.

4. IN CASE OF CONFLICT BETWEEN NOTES, DETAILS, AND SPECIFICATIONS, THE MOST STRIGENT REQUIREMENTS SHALL GOVERN.

5. METHODS, PROCEDURES AND THE SEQUENCES (OTHER THAN THAT NOTED ON THE DRAWINGS) OF CONSTRUCTION ARE THE RESPONSIBILITY OF THE CONTRACTOR(S). THE CONTRACTOR(S) SHALL TAKE ALL NECESSARY PRECAUTIONS TO MAINTAIN AND INSURE INTEGRITY OF THE STRUCTURE AT ALL STAGES OF CONSTRUCTION.

6. THE CONTRACTOR SHALL PROVIDE BRACING AS REQUIRED TO MAINTAIN PLUMBNESS AND STABILITY DURING CONSTRUCTION. ALL WALLS AND FRAMING SHALL BE ADEQUATELY BRACED UNTIL THE ENTIRE STRUCTURAL FRAME HAS BEEN INSTALLED AND IS STRUCTURALLY SOUND/STABLE.

7. WORK NOT INDICATED ON A PART OF THE DRAWINGS BUT REASONABLY IMPLIED TO BE SIMILAR TO THAT SHOWN AT CORRESPONDING LOCATIONS SHALL BE PROVIDED BY THE CONTRACTOR(S).

8. MINOR DETAILS OR INCIDENTAL ITEMS NOT SHOWN OR SPECIFIED, BUT NECESSARY FOR A PROPER AND COMPLETE INSTALLATION SHALL BE INCLUDED AS REQUIRED.

9. MISCELLANEOUS WOOD BLOCKING AND/OR COLD FORMED FRAMING, FRAMING MEMBERS, ANCHORS, FASTENERS, ETC. SHALL BE PROVIDED AS REQUIRED AT NO ADDITIONAL COST WHETHER OR NOT SPECIFICALLY INDICATED ON THE DRAWINGS.

10. WORK SHALL BE PERFORMED IN ACCORDANCE WITH THE FEDERAL, STATE AND LOCAL MUNICIPAL LAWS, BYLAWS, ORDINANCES AND REGULATIONS IN ANY MANNER AFFECTING THE CONDUCT OF THIS WORK AS WELL AS ORDERS OR DECREES WHICH HAVE BEEN PROMULGATED OR ENACTED BY ANY LEGAL BODIES OR TRIBUNALS HAVING AUTHORITY OR JURISDICTION OVER THE WORK, MATERIALS, EMPLOYEES OR CONTRACT. THE CONTRACTOR SHALL BE RESPONSIBLE FOR MAINTAINING PERSONNEL SAFETY ON THE JOBSITE. GUIDELINES FOR CONSTRUCTION SAFETY SHALL BE IN ACCORDANCE WITH, BUT NOT LIMITED TO, THE CONSTRUCTION INDUSTRY OSHA SAFETY AND HEALTH REGULATIONS FOR CONSTRUCTION (PART 1926 STANDARDS), AND ANY LOCAL ORDINANCES OR CODES THAT MAY BE APPLICABLE.

11. ALL CODES AND STANDARDS REFERENCED IN THESE NOTES, INCLUDING ALL SPECIFICATIONS REFERENCED WITHIN, AND ALL FEDERAL, STATE AND LOCAL REGULATIONS APPLY TO THE DESIGN, CONSTRUCTION, DEMOLITION, QUALITY CONTROL AND SAFETY OF ALL WORK PERFORMED ON THE PROJECT. USE THE LATEST ADOPTED EDITIONS OF THE CODES AND STANDARDS.

12. THIS PROJECT HAS BEEN DESIGNED FOR THE WEIGHTS OF THE MATERIALS INDICATED ON THE DRAWINGS AND FOR THE SUPERIMPOSED LOADS INDICATED IN THE DESIGN DATA. IT IS THE CONTRACTOR'S RESPONSIBILITY TO DETERMINE ALLOWABLE CONSTRUCTION LOADS AND PROVIDE PROPER DESIGN AND CONSTRUCTION OF FALSEWORK, FORMWORK, STAGING, BRACING, SHEETING AND SHORING, ETC.

13. ALL CONTRACTORS AND SUBCONTRACTORS ON THIS PROJECT SHALL BE RESPONSIBLE FOR THE PROPER PERFORMANCE OF THEIR WORK, SELECTION OF MEANS AND METHODS, COORDINATION WITH OTHER TRADES, SAFETY AND SECURITY ON THE JOB SITE.

14. CONSTRUCTION MATERIALS SHALL BE PROVIDED FREE FROM DEFECT AND INSTALLED PLUMB AND TRUE TO THE LIMITS SET FORTH ON THE DRAWINGS BY EXPERIENCED TRADESMEN.

15. ALL CONSTRUCTION WORK SHALL BE COORDINATED WITH THE OWNER TO MINIMIZE INTERFERENCE WITH EXISTING FACILITY OPERATIONS.

16. THE CONTRACTOR(S) SHALL VERIFY ALL CONDITIONS, CHECK ALL MEASUREMENTS AND BE RESPONSIBLE FOR SAME.

17. CONTRACTOR SHALL BECOME FAMILIAR WITH EXISTING CONDITIONS PRIOR TO EXECUTION OF WORK. IF DRAWING CONTENTS/DIMENSIONS ARE INCONSISTENT WITH FIELD DETAILS, NOTIFY ENGINEER TO RESOLVE EACH DISCREPANCY.

18. ALL EXISTING CONDITIONS SHALL BE VERIFIED IN THE FIELD PRIOR TO BEGINNING ANY WORK. IF FIELD CONDITIONS DO NOT PERMIT THE INSTALLATION OF THE WORK IN ACCORDANCE WITH THE DETAILS AS SHOWN, THE CONTRACTOR SHALL NOTIFY THE APPROPRIATE DESIGN PROFESSIONAL IMMEDIATELY AND PROVIDE A SKETCH OF THE CONDITION WITH PROPOSED MODIFICATIONS FOR REVIEW BY THE DESIGN PROFESSIONAL.

19. ALL STRUCTURAL WORK SHALL BE COMPLETED AND COORDINATED WITH THE ARCHITECTURAL, ELECTRICAL, PIPING AND MECHANICAL DRAWINGS AND SPECIFICATIONS.

STRUCTURAL STEEL NOTES

1. STRUCTURAL STEEL MATERIAL, DESIGN, FABRICATION AND ERECTION SHALL BE IN ACCORDANCE WITH THE FOLLOWING REFERENCES:

   "SPECIFICATIONS FOR STRUCTURAL STEEL BUILDINGS ", AISC'S 13TH EDITION
   "STRUCTURAL WELDING CODE, AWSD1.1", AWS
   "ENGINEERING FOR STEEL CONSTRUCTION", AISC
   "DETAILING FOR STEEL CONSTRUCTION", AISC

2. THE CONTRACTOR IS RESPONSIBLE FOR CONFIRMING AND CORRELATING ALL QUANTITIES AND DIMENSIONS, SELECTING FABRICATION PROCESSES AND TECHNIQUES OF CONSTRUCTION, ADEQUACY OF CONNECTIONS, COORDINATING HIS WORK WITH THAT OF ALL OTHER TRADES AND PERFORMING HIS WORK IN A SAFE AND SATISFACTORY MANNER.

3. STRUCTURAL STEEL ROLLED SHAPES SHALL CONFORM TO ASTM A992, UNLESS NOTED OTHERWISE. ANGLES, CHANNELS, PLATE AND RODS SHALL CONFORM TO ASTM A36.

4. STRUCTURAL STEEL PIPE SHALL CONFORM TO ASTM A53, TYPE 'E' OR 'S', OR ASTM A501.

5. STRUCTURAL STEEL TUBING SHALL CONFORM TO ASTM A500, GRADE B (Fy = 46 KSI), UNLESS NOTED OTHERWISE.

6. ALL WELDING SHALL BE DONE BY AWS CERTIFIED WELDERS IN ACCORDANCE WITH AWS D1.1 (LATEST ADDITION). MINIMUM FILLET WELD SHALL BE 3/16".

7. STEEL WELDING RODS SHALL BE E70XX (LOW HYDROGEN @ 50 KSI MATERIAL).

8. SPLICING OF STRUCTURAL STEEL MEMBERS WHERE NOT DETAILED ON THE CONTRACT DOCUMENTS IS PROHIBITED WITHOUT PRIOR WRITTEN APPROVAL OF THE SER AS TO LOCATION, TYPE OF SPLICE AND CONNECTION TO BE MADE.

9. BEAMS SHALL BE CAMBERED UPWARD WHERE SHOWN ON THE CONTRACT DOCUMENTS. WHERE NO CAMBER IS INDICATED, FABRICATE AND ERECT BEAMS WITH MILL CAMBER UP.

10. STEEL SHALL HAVE A SHOP COAT OF VOC COMPLIANT, RUST-INHIBITIVE PRIMER, EXCEPT WHERE STEEL IS TO RECEIVE SPRAY-ON FIRE PROOFING, CONCRETE ENCASEMENT OR GALVANIZING COATING. ALL STEEL SHALL BE THOROUGHLY CLEANED BY POWER TOOL CLEANING (SSPC-SP3) PRIOR TO PAINTING, UNLESS NOTED OTHERWISE.

11. FIELD WELD SURFACCES WITHIN FOUR (4) INCHES OF WELD SHALL BE CLEANED AND GROUND SMOOTH. AFTER WELDING, COAT THE EXPOSED AREA WITH APPROPRIATE PRIMER/PAINTS AS SPECIFIED.

12. ALUMINUM AND STEEL MEMBERS FRAMED TOGETHER SHALL BE TREATED OR PROPERLY SEPARATED TO PREVENT GALVANIC AND CORROSIVE EFFECTS.

13. UNLESS NOTED OTHERWISE, THE CONTRACTOR IS RESPONSIBLE FOR PROVIDING ALL STRUCTURAL STEEL, MISCELLANEOUS STEEL AND LOOSE LINTELS THAT ARE NECESSARY TO SUPPORT ALL ROOF MOUNTED EQUIPMENT AND ALL MASONRY OPENINGS AND TO FRAME ALL ROOF AND FLOOR OPENINGS. THE CONTRACTOR IS RESPONSIBLE FOR REVIEWING ALL DRAWINGS OF ALL PRIME CONTRACTS TO DETERMINE THE QUANTITY, SIZE AND LOCATION OF ALL ROOFTOP EQUIPMENT, ALL MASONRY OPENINGS AND ALL ROOF OPENINGS.

14. NOTIFY THE ENGINEER OF ANY FABRICATION AND ERECTION ERRORS OR DEVIATIONS AND REDEIVE WRITTEN APPROVAL BEFORE ANY FIELD CORRECTIONS ARE MADE.

SIGNAGE SCHEDULE

TAG	TYPE	NAME	#
1	5	EXIT	---
2	6	CLASSROOM	17
3	6	ALL PURPOSE RM	110
4	6	BIOLOGY	16
5	6	CHEMISTRY	15
6	6	PHYSICS	14
7	6	ALL PURPOSE RM	110
8	6	MUSIC	109
9	2	ADA TOILET	126
10	3	WOMEN	140
11	3	STAIRS	---
12	6	OFFICE	138
13	6	MAIN OFFICE	12
14	5	EXIT STAIRS	---
15	6	LIBRARY	134
16	6	CLASSROOM	111
17	3	WOMEN	132
18	6	OFFICE	10
19	3	MEN	131
20	5	EXIT STAIRS	---

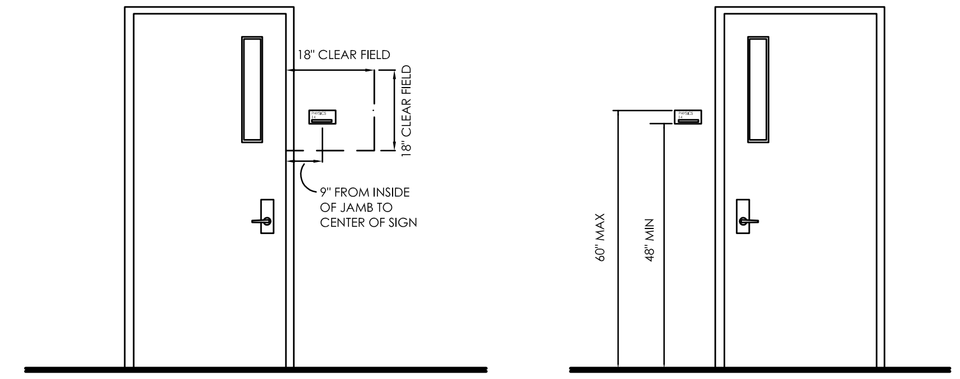

NOTES:
1. BRAILLE MOUNTING HEIGHT SHALL BE 48" MINIMUM AND 60" MAXIMUM ABOVE THE FLOOR, MEASURED TO THE BASELINE OF THE BRAILLE LETTERS.
2. FIELD VERIFY EXACT LOCATION OF SIGNAGE IN FIELD.
3. REFER TO FLOOR PLAN FOR SIGNAGE LOCATIONS.

3 G2 SIGNAGE MOUNTING DETAILS
SCALE: 1/2"' = 1'-0"

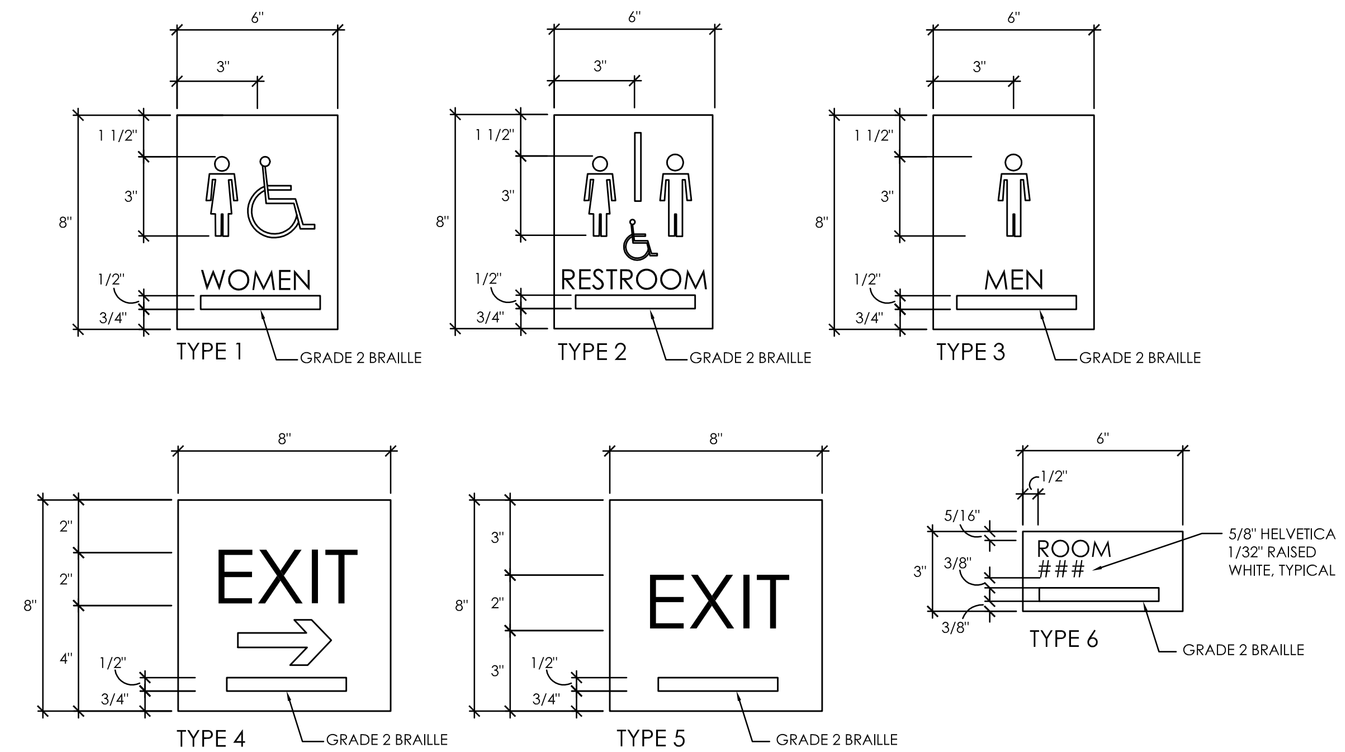

2 G2 SIGNAGE TYPES
SCALE: 3" = 1'-0"

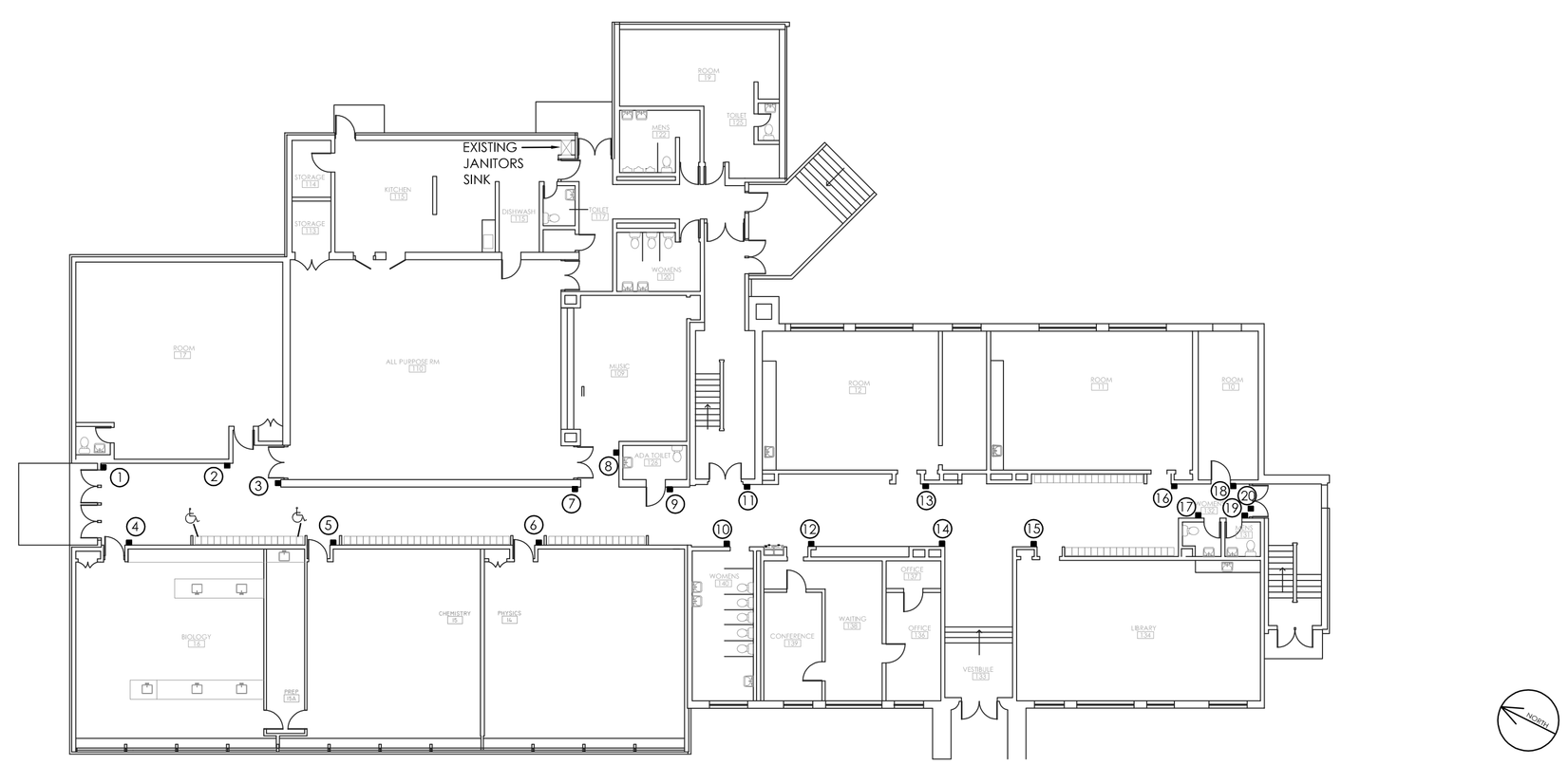

1 G2 FIRST FLOOR PLAN - SIGNAGE
SCALE: 1/16" = 1'

PBCI Engineering
a division of Peno Building Company, Inc.
2746 West College Avenue
State College, PA 16801
phone: 814.234.7366
fax: 814.234.7040
PBCI No. : E33004

© 2013 Peno Building Company, Inc.

COMMONWEALTH OF PENNSYLVANIA REGISTERED PROFESSIONAL FRANK ALAN PENO ENGINEER 50030-E

PROGRESS DATES

DESIGN REVIEW SET	02/18/13
CODE & BIDDING SET	02/25/13
1 CODE RESUBMISSION	05/21/13

ST. JOSEPH'S CATHOLIC ACADEMY

901 Boalsburg Pike
Boalsburg, PA 16827

SCIENCE LAB RENOVATIONS

FIRST FLOOR SIGNAGE PLAN & SPECIFICATIONS

G2